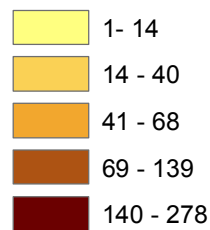


Shellfish Aquaculture Leased Areas

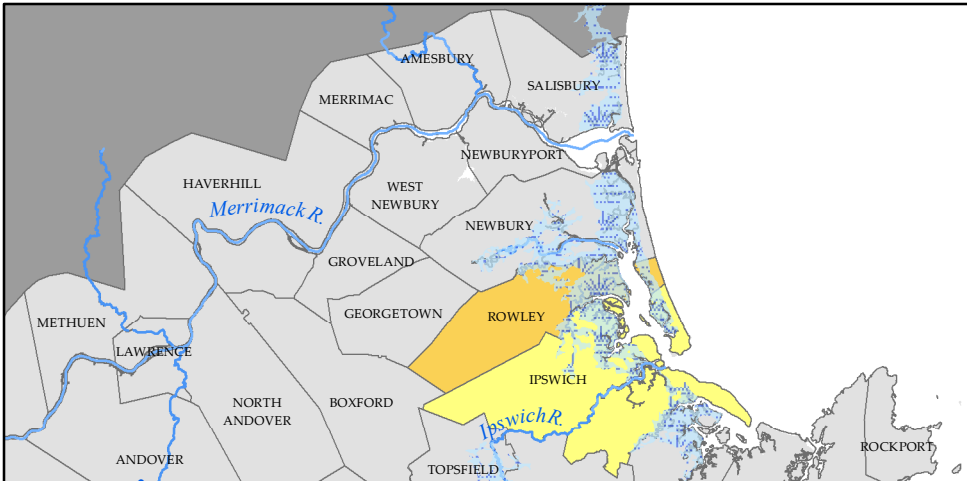
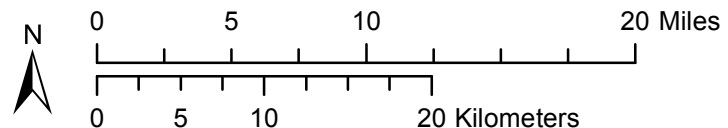
Acres Leased



Data Sources:
 Shellfish Aquaculture Licenses: Massachusetts
 Marine Fisheries 2013 Annual Report, DFG
 Hydrography: TNC NHD Plus (showing rivers of TNC
 size class 2 and greater)

The Nature Conservancy 

Protecting nature. Preserving life.™



Town *	# Growers	Acres	Species
Aquinnah	2	2.6	Quahog
Barnstable	50	131.9	Oyster, Quahog, Soft-Shell Clam
Bourne	1	3	Oyster
Brewster	8	7.5	Oyster, Quahog
Chatham	2	7.1	Oyster, Quahog, Soft-Shell Clam, Clam, Razor Clam
Chilmark	7	12.8	Oyster, Blue Mussel
Dennis	26	29	Oyster, Quahog, Soft - Shell Clam, Clam
Duxbury	25	67.4	Oyster, Quahog
Eastham	20	17.7	Oyster, Quahog, Soft - Shell Clam, Mussel
Edgartown	11	11	Oyster
Fairhaven	2	1	Oyster, Quahog, Bay Scallop
Falmouth	6	30.4	Oyster, Mussel
Gosnold	1	32	Oyster
Ipswich	4	2.5	Soft- Shell Clam
Kingston	3	8.5	Oyster
Marion	3	2	Oyster
Mashpee	4	13.9	Oyster
Mattapoissett	2	139.9	Oyster, Bay Scallop
Nantucket	8	41	Oyster, Quahog, Soft - Shell Clam
Orleans	18	20.8	Oyster, Quahog, Soft - Shell Clam, Mussel
Plymouth	6	23.1	Oyster, Quahog, Soft-Shell Clam
Provincetown	7	7	Oyster, Quahog, Mussel, Surf Clam
Rowley	14	18.5	Oyster, Soft-Shell Clam, Razor Clam
Truro	2	7	Oyster
Wareham	7	68.9	Oyster, Quahog
Wellfleet	96	278.3	Oyster, Quahog, Soft-Shell Clam, Mussel, Razor Clam
Westport	3	2.7	Oyster, Quahog
Yarmouth	3	24	Oyster, Quahog, Bay Scallop

